

PVC

CASEMENT & AWNING

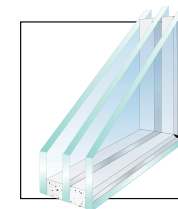


4700 PREMIUM - CASEMENT 4800 PREMIUM - AWNING

STANDARD FEATURES:

- Standard LoE glass
- Argon gas-filled thermopane
- Warm-Edge Super-Spacer®
- Triple weather-stripping for maximum air tightness
- Roto® folding handle ❶
- Multipoint locking system for added security ❷
- Interior bug screen for easy removal ❸
- Available in triple-pane ❹
- Integrated designer brickmould
- 3 1/4" multi-chambered PVC frame
- Larger units feature steel reinforcement
- Dual 1/2" and 3/4" integrated return
- Structural assembly to ensure window solidity
- Exterior brickmould can be closed or open with a J return

Casement available as a 2700 Vintage Series insert frame or 8700 Prestige Series. Awning available as a 2800 Vintage Series insert frame or 8800 Prestige Series.

+ Design Options
Page 20



TRIPLE-PANE OPTION

Comprised of 3 layers of glass, triple pane units reduce noise and offer higher performance ratings up to an insulating value of 6.7*.

*Based on center of the glass

PERFORMANCE RATINGS

Harmonized North American Fenestration Standard AAMA/WDMA/CSA 101/1.5.2/A440-05 CLASS R-PG65-AP 1200x1020MM

		Energy Rating**
Operator Casement	Dual Glaze	32
	Triple Glaze	39
Fixed casement	Dual Glaze	37
	Triple Glaze	45
Awning	Dual Glaze	32
	Triple Glaze	39

RATINGS BASED ON CARDINAL 180 GLASS WITH NO GRILLS

MIN. SIZE 13 1/2" X 22" & MAX. SIZE 40" X 80"

Visit our website for the most recent performance data.

Energy Star® qualified



**Please visit Energy Star website for complete information.

Casement and awning windows are contemporary in design, offering maximum ventilation and superior performance ratings.